



South Australia Fuel Report

December 2020 Quarterly Report

Published: February 2021

Motor | Home | Travel

Fuel at a glance



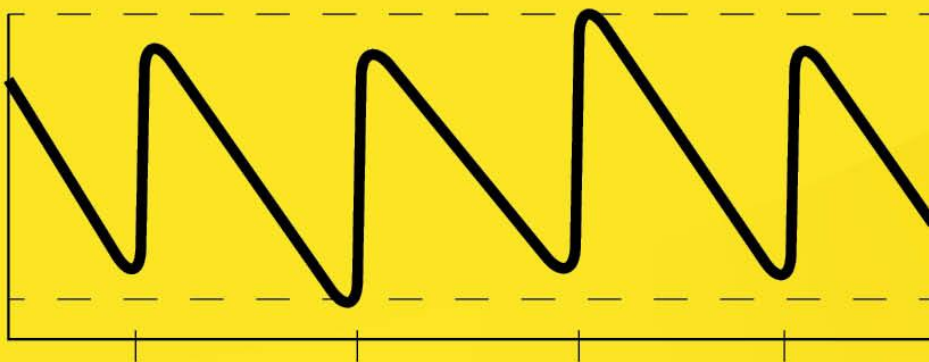
Average price for fuel in Adelaide this quarter

Petrol
113.8 ¢/ltr

Diesel
111.2 ¢/ltr



Adelaide petrol price cycle



135.8¢/ltr
average peak

101.1¢/ltr
average trough

19 days average petrol price cycle in Adelaide this quarter



44 cheap days

for petrol in Adelaide this quarter, compared to 26 for the previous quarter.



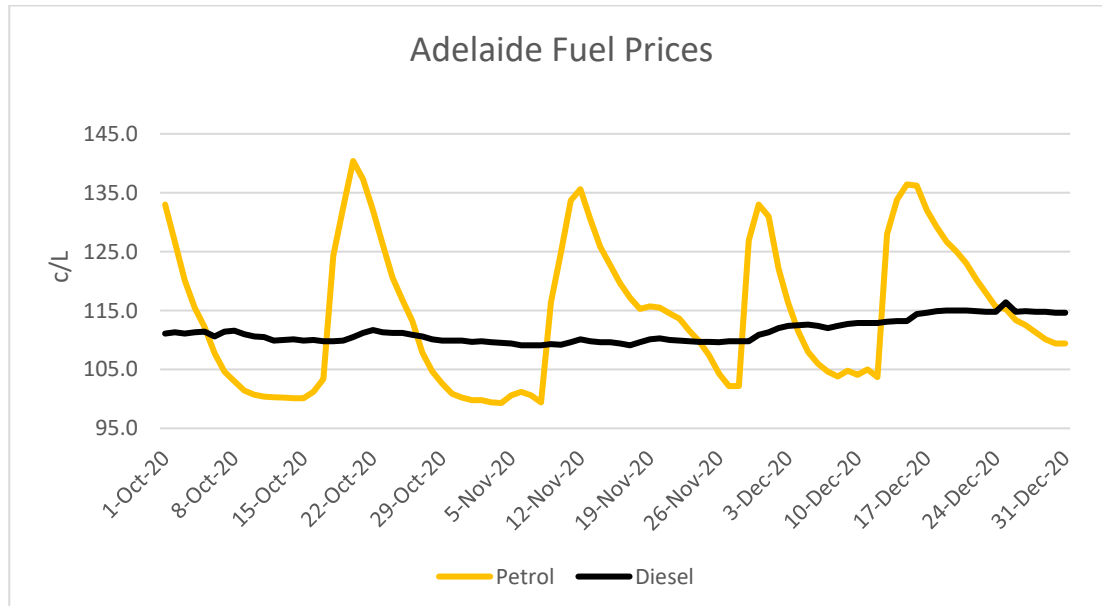
Average regional price for fuel this quarter

Petrol **117.9 ¢/ltr**

Diesel **119.2 ¢/ltr**

December 2020 Quarter Fuel Highlights

- The Adelaide average price for the December 2020 quarter was 113.8 c/L for regular unleaded petrol and 111.2 c/L for diesel. That is a decrease of 7.1 c/L for petrol and 3.2 c/L for diesel from the September 2020 quarter.
- In the December 2020 quarter, the Adelaide price cycle for petrol had an average duration of 19 days and was on average 5 days longer compared to the September 2020 quarter. Adelaide completed a total of three price cycles, which is only half as many as during the September 2020 quarter.
- Adelaide had 44 'cheap days' for petrol in the December 2020 quarter, where the average retail mark-up from the Terminal Gate Price (the price wholesale customers pay for a tanker of fuel) was no more than 7 c/L. This is a significant increase compared to the 26 'cheap days' for the September quarter and 24 'cheap days' during the June quarter.
- Adelaide's average retail mark-up on petrol was 9.9 c/L (inc. GST) for the December 2020 quarter. This is a 43% decrease from the September 2020 quarter (17.5 c/L) and a 40% decrease from the March 2020 quarter (16.6c/L).
- Adelaide's average retail mark-up for diesel was 7.9 c/L (inc. GST) in the December 2020 quarter. This is a decrease of 23% from the September 2020 quarter figure of (10.2 c/L) and 41% from the June 2020 quarter (13.3 c/L).
- Average regional prices for the December 2020 quarter were 117.9 c/L for petrol and 119.2 c/L for diesel. Of the regional centres, Murray Bridge was the cheapest for petrol and diesel. Broken Hill was most expensive for petrol and Victor Harbor for diesel.



Factors influencing fuel price at the bowser in South Australia



Retail mark-up

- Petrol station expenses
- Retail marketing
- Retail profit



Supplier mark-up

- Transport costs
- Operating costs
- Supplier marketing
- Supplier profit



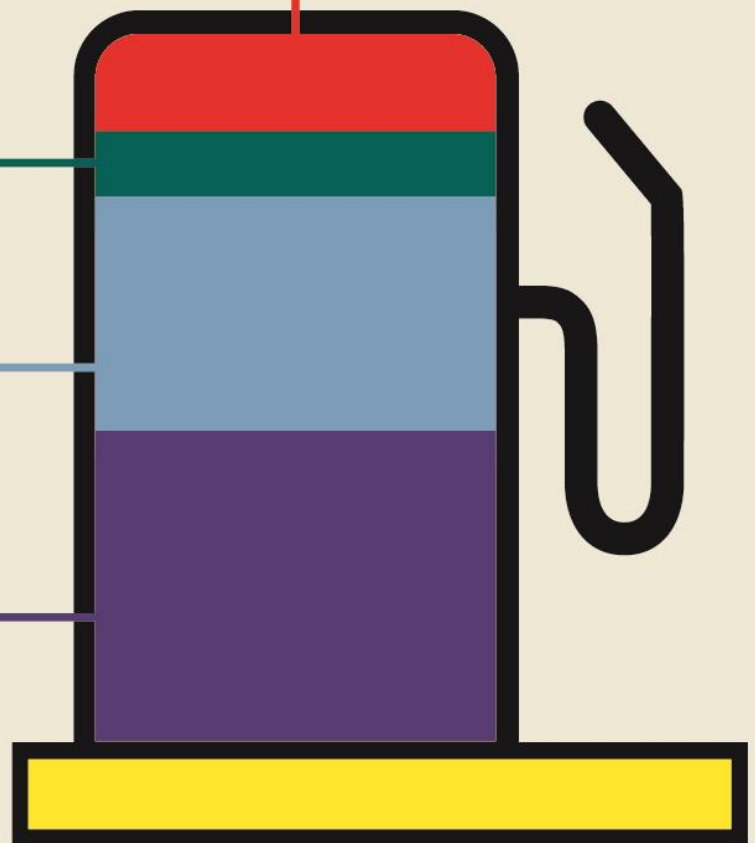
Taxes

- GST
- Fuel excise



International fuel cost

- Refining costs
- Price of crude oil
- Exchange rate



The petrol price cycle

Retail mark-up
(cents/litre)

Over a period of typically 2-3 weeks, the retail mark-up for petrol will vary from around 0 to 40 ¢/ltr. This process repeats cyclically.

