



# South Australia Fuel Report

## September 2020 Quarterly Report

Published: November 2020

Motor | Home | Travel

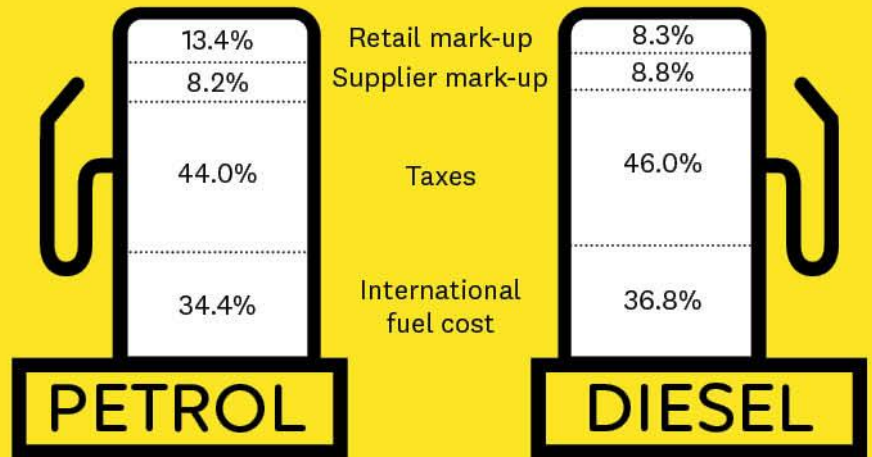
# Fuel at a glance



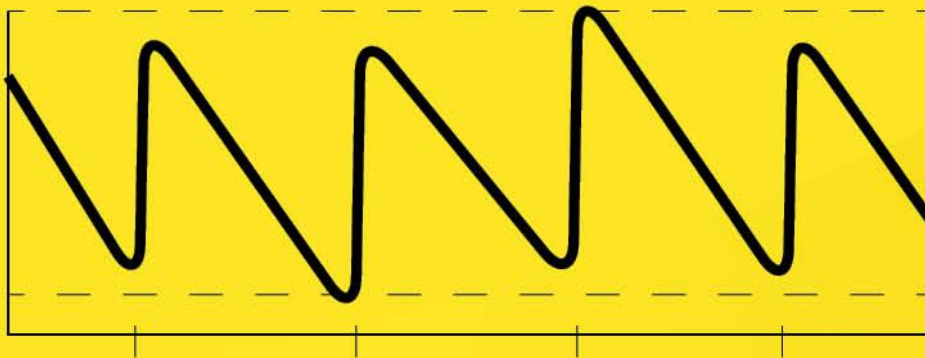
Average price for fuel in Adelaide this quarter

Petrol  
**120.9 ¢/ltr**

Diesel  
**114.4 ¢/ltr**



## Adelaide petrol price cycle



**139.3¢/ltr**  
average peak

**104.3¢/ltr**  
average trough

**14 days** average petrol price cycle in Adelaide this quarter



**26 cheap days**

for petrol in Adelaide this quarter, compared to 24 for the previous quarter.



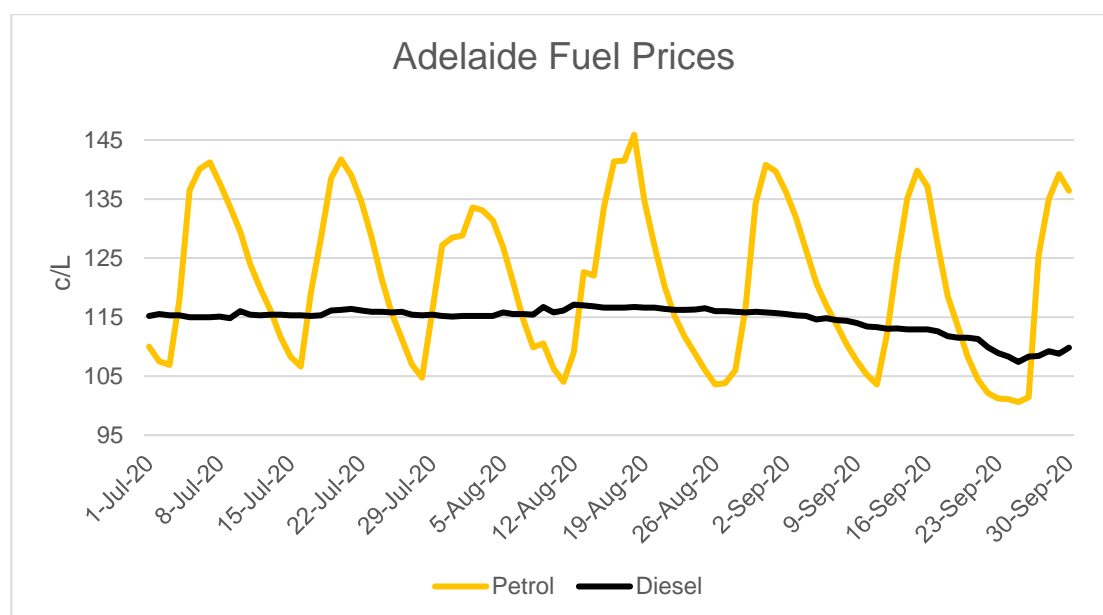
Average regional price for fuel this quarter

Petrol **119.0 ¢/ltr**

Diesel **120.6 ¢/ltr**

## September 2020 Quarter Fuel Highlights

- The Adelaide average price for the September 2020 quarter was 120.9 c/L for regular unleaded petrol and 114.4 c/L for diesel. This is an increase of 11.2 c/L for petrol and 2.2 c/L for diesel from the June 2020 quarter.
- Higher prices can be attributed to a partial recovery of world oil prices, with the price of Brent crude oil averaging US\$43 a barrel in the September 2020 quarter, up from US\$33 over the June 2020 quarter, but still well below the average of US\$62 a barrel recorded in the December 2019 quarter.
- In the September 2020 quarter, the Adelaide price cycle for petrol had an average duration of 14 days, which was consistent with the 13-day average for the June 2020 quarter but shorter than the 17-day average for the March 2020 quarter.
- Adelaide had 26 'cheap days' for petrol in the September 2020 quarter, where the average retail mark-up from the Terminal Gate Price (the price wholesale customers pay for a tanker of fuel) was no more than 7 c/L. This compared with 24 'cheap days' for the June quarter and 41 for the March 2020 quarter.
- Adelaide's average retail mark-up on petrol was 17.5 c/L (inc. GST) for the September 2020 quarter. This is a 5% increase from the June 2020 quarter (16.6c/L) and a 27% increase from the March 2020 quarter (13.8 c/L). This large increase can be explained mainly by the much lower number of 'cheap days' over the past two quarters.
- Adelaide's average retail mark-up for diesel was 10.2 c/L (inc. GST) in the September 2020 quarter. This is a decrease of 23% from the June 2020 quarter figure of 13.3 c/L, as well as the March 2020 quarter (13.2 c/L).
- Average regional prices for the September 2020 quarter were 119.0 c/L for petrol and 120.6 c/L for diesel. Of the regional centres, Loxton was the cheapest for petrol and Mount Gambier was cheapest for diesel. Broken Hill was most expensive for petrol and Victor Harbor for diesel.



# Factors influencing fuel price at the bowser in South Australia



## Retail mark-up

- Petrol station expenses
- Retail marketing
- Retail profit



## Supplier mark-up

- Transport costs
- Operating costs
- Supplier marketing
- Supplier profit



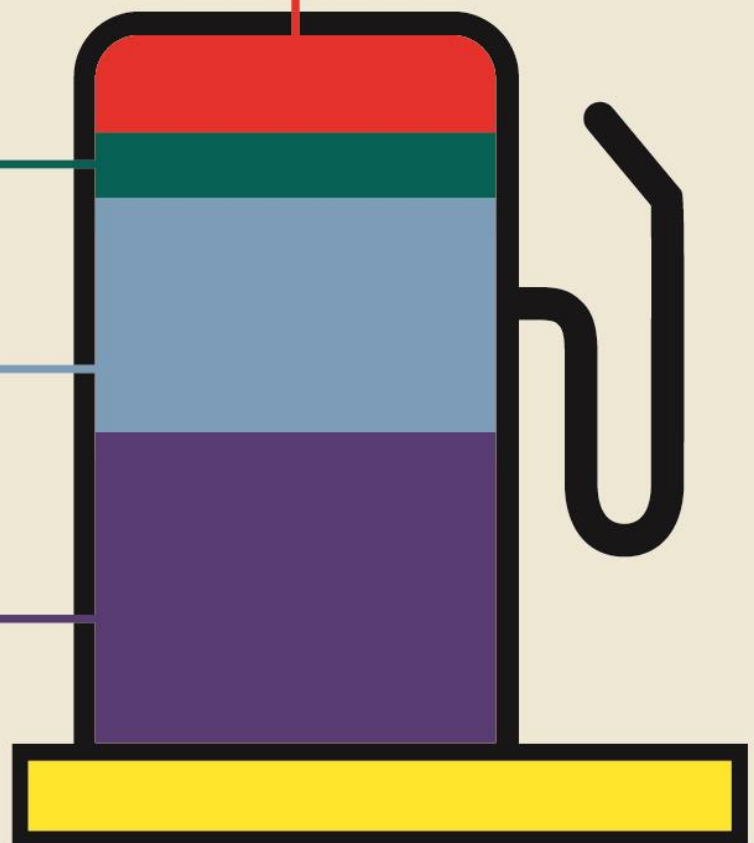
## Taxes

- GST
- Fuel excise



## International fuel cost

- Refining costs
- Price of crude oil
- Exchange rate



## The petrol price cycle

**Retail mark-up**  
(cents/litre)

Over a period of typically 2-3 weeks, the retail mark-up for petrol will vary from around 0 to 40 ¢/ltr. This process repeats cyclically.

